

# How to Writing

2nd Grade

Mrs. Baker & Mrs. Elasky


Week of April 20

# Monday

## Informative How to Writing

### Informative How-to Writing

- tells how to do something.
- has a topic sentence.
- lists steps in order with transition words.
- has a closing sentence.



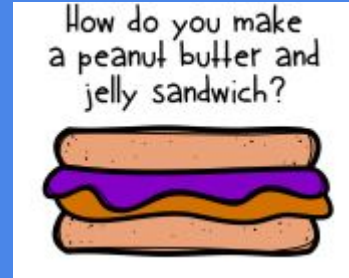
# How to Writing

For our example this week of How to Writing, we will look at how to make something.

Ways people know how to make meals and snacks:

- Someone tells/shows them how
- They look in a cookbook or online for a recipe
- They watch a television show or video to learn how

So this week we are going to write our own directions of how to make something.



# Brainstorm - think and plan

How do you make  
a cupcake?



How do you make  
a salad?



How do you make  
cereal?



How do you make  
hot chocolate?



## This Is How You Make It!

### Cooking Words

- |         |                |            |
|---------|----------------|------------|
| bake    | • heat         | • scoop    |
| batter  | • mash         | • serve    |
| beat    | • measure      | • simmer   |
| blend   | • melt         | • slice    |
| boil    | • microwave    | • sprinkle |
| bowl    | • mix          | • stir     |
| brush   | • oil          | • stove    |
| chill   | • oven         | • strain   |
| chop    | • pan          | • sweeten  |
| cut     | • peel         | • toast    |
| dip     | • pepper       | • toss     |
| dough   | • pot          | • turn     |
| drain   | • pour         | • warm     |
| drizzle | • prepare      | • wash     |
| flavor  | • refrigerator | • whip     |
| flip    | • roast        | • whisk    |
| freeze  | • roll         |            |
| fry     | • salt         |            |
| grill   | • sauté        |            |



# Brainstorm-come up with your list

Write on the the Brainstorming Web paper or make a list of things that you know how to make, create or do REALLY WELL!


For example, I would write:

Make pancakes

Make chocolate chip cookies

Make spaghetti

Make tacos



# Tuesday

## Sequencing Words: First, Next, Then, Finally

1. First, watch Brainpopjr: How to Essay <https://jr.brainpop.com/readingandwriting/writing/howtoessay/>
2. Next, you will choose one item from your Brainstorming Web
3. Next, think about how to make it and how you will explain the steps to make it to someone else.

(You have to pretend whoever reads your how to has NO IDEA how to do it.

4. Finally, write your steps on the prewriting graphic organizer.

My example

EXAMPLE

Name \_\_\_\_\_

# This Is How You Make It!

## Prewriting Graphic Organizer

Topic Sentence(s):

Spaghetti and meatballs is are a great  
dinner. Let me tell you how to make it.

1

What do you do?

First, cook the  
spaghetti pasta in  
very hot water.

2

What do you do?

Next, heat up the  
pasta sauce  
in a pot.

3

What do you do?

Then, roll ground meat  
into balls, and  
cook them in a pan.

4

What do you do?

Finally, put the pasta,  
sauce, and meatballs  
on a plate.

Closing Sentence(s):

That's how to make spaghetti and meatballs.  
I hope my mom makes it for dinner tonight.

# Your turn to write your steps.

Name \_\_\_\_\_

## This Is How You Make It!

Prewriting Graphic Organizer

Topic Sentence(s):  
\_\_\_\_\_. is/are a great  
\_\_\_\_\_. Let me tell you how to make it.

1 What do you do? First, _____ _____ _____	2 What do you do? Next, _____ _____ _____
3 What do you do? Then, _____ _____ _____	4 What do you do? Finally, _____ _____ _____

Closing Sentence(s):  
That's how to make \_\_\_\_\_.  
I hope \_\_\_\_\_.

Write 5 sentences:  
Include your topic sentence.

If you have more than 4 steps, you can add more steps on the back if you need.

Remember to add details - use adjectives to describe everything

Include your conclusion.

Notice we are still sandwich writing.

# Wednesday: Write Rough Draft

Today you will write out your essay using the prewriting graphic organizer steps you wrote yesterday.


Make sure you copy/write all 5 sentences on your paper and include the introduction and conclusion including the words already written on the sheet.

EXAMPLE Rough Draft

This Is How You Make It!

Spaghetti and meatballs is a great dinner. Let me tell you how to make it. First, you cook the spaghetti pasta in a pot of very hot water. Next, heat up a jar of pasta sauce in a pot. Then, roll ground meat into balls, and cook them in a pan. Finally, put the pasta, sauce, and meatballs on a plate. That's how to make spaghetti and meatballs.

I hope my mom makes it for dinner tonight!



# Thursday: Revise & Edit

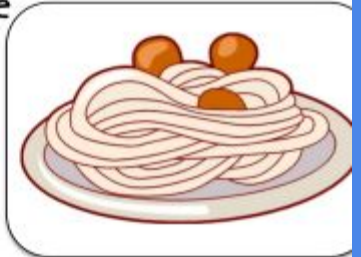
Today we want to add or change details to make the essay more clear.


We need to revise the rough draft by making changes by adding more details like adjectives and adding follow-up sentences.

EXAMPLE Revised Draft #1

## This Is How You Make It!

Spaghetti and meatballs is a great dinner. It's really easy to cook. Let me tell you how to make it. First, you need to boil a pot of water. Put spaghetti pasta in the water, and cook it until it's soft. Next, open up a jar of pasta sauce. Pour the sauce into a pot, and heat it up. Then, roll ground meat into balls, and cook the meatballs in a pan. Finally, put the pasta, sauce, and meatballs on a plate. Enjoy your dinner! That's how to make spaghetti and meatballs. I hope my mom makes it for dinner tonight!





# Editing



## Capitalization

✓ Beginning of sentence:

It's time for a snack.

✓ Names:

Let's eat with Sam.

✓ The word I:

I love snack time!

## Punctuation

✓ End of sentence: . ! ? look at that pizza.

It is huge! Do you want to

✓ Commas when listing, eat now? Let's invite Susan,  
Juan, and Quentin to share  
our pizza.

## Grammar

✓ Sentences make sense: The boy ~~are~~ is eating a  
purple popsicle.

## Spelling

✓ Words are spelled correctly: The ~~gril~~ girl is  
drinking lemonade.

# Edit your paper using checklist

Editing Checklist	
I read my writing out loud to check for errors.	
I capitalized the beginning of my sentences.	
I capitalized names of people, places, and things.	
I capitalized the word "I".	
I used correct punctuation at the end of sentences.	
I used commas when listing things.	
My sentences make sense.	
I checked the spelling of words that didn't look correct.	


© Lee Marshall 2021

EXAMPLE Draft for Editing KEY

## This Is How You Make It!

Spaghetti and meatballs is a great dinner. It's really easy to cook. Let me tell you how to make it. First, you need to boil a pot of water. Put spaghetti pasta in the water, and cook it until it's soft. Next, open up a jar of pasta sauce. Pour the sauce into a pot, and heat it up. Then, roll ground meat into balls, and cook the meatballs in a pan. Finally, put the pasta, sauce, and meatballs on a plate. Enjoy your dinner!

That's how to make spaghetti and meatballs. I hope my mom makes it for dinner tonight!




# Friday Write Final Copy

Rewrite your how to essay as your final finished copy.

Don't forget to use your capital letters,  
punctuation, and include all 5 sentences.

# I can't wait to read them!

This Is How You Make It!

Two cartoon chefs, a boy on the left and a girl on the right, are standing at the bottom of the page. They are both wearing chef hats and aprons. The boy is wearing a short-sleeved shirt and the girl is wearing a long-sleeved shirt. They are both smiling. The background of the page is white with horizontal lines. The title 'This Is How You Make It!' is at the top in a large, bold, sans-serif font. The entire page is framed by a blue border with a white wavy pattern at the bottom.